




[en]=> U122_50_10

Model	year:	program №:	from:
AUDI A3 (8V)	2016 →	12423	2018-07-18
Petrol 1,2T R4 Engine starting lockout			
Petrol 1,4T R4 Engine starting lockout			
Petrol 1,8T R4 Engine starting lockout			
Petrol 2,0T R4 Engine starting lockout			
Diesel 1,6T R4 Engine starting lockout			
Diesel 2,0T R4 Engine starting lockout			
Switches:			
AUDI A4 (F4)	2016 →	11646	2017-09-01
Petrol 1,4T R4 Engine starting lockout			
Petrol 2,0T R4 Engine starting lockout			
Petrol 2,9T V6 Engine starting lockout			
Petrol 3,0T V6 Engine starting lockout			
Switches:			
AUDI A4 (FL)	2012 →	11158	2017-09-01
Petrol 1,8T R4 Engine starting lockout			
Petrol 2,0T R4 Engine starting lockout			
Petrol 2,9T V6 Engine starting lockout			
Petrol 3,0T V6 Engine starting lockout			
Petrol 3,2L VR6 Engine starting lockout			
Petrol 4,2L V8 Engine starting lockout			
Diesel 2,0T R4 Engine starting lockout			
Diesel 2,7T V6 Engine starting lockout			
Diesel 3,0T V6 Engine starting lockout			
Switches:			
AUDI A5 (F5)	2017 →	11917	2017-09-01
Petrol 1,4T R4 Engine starting lockout			
Petrol 2,0T R4 Engine starting lockout			
Petrol 2,9T V6 Engine starting lockout			
Petrol 3,0T V6 Engine starting lockout			
Diesel 2,0T R4 Engine starting lockout			
Diesel 3,0T V6 Engine starting lockout			
Switches:			
AUDI A6 (F2)	2019 →	12417	2018-08-30
Petrol 3,0T V6 Engine starting lockout			
Diesel 2,0T R4 Engine starting lockout			
Diesel 3,0T V6 Engine starting lockout			
Switches:			
AUDI A7 (F2)	2019 →	12418	2018-08-30
Petrol 3,0T V6 Engine starting lockout			
Diesel 3,0T V6 Engine starting lockout			
Switches:			
AUDI A8 (F8)	2018 →	12214	2018-08-30
Petrol 3,0T V6 Engine starting lockout			
Diesel 3,0T V6 Engine starting lockout			
Switches:			

[en]=> U122_50_10

Model	year:	program №:	from:
AUDI Q5 (FY) Petrol 2,0T R4 Engine starting lockout Petrol 3,0T V6 Engine starting lockout Diesel 2,0T R4 Engine starting lockout Diesel 3,0T V6 Engine starting lockout Switches: 	↔	2017 → 11921	2017-09-01
AUDI Q5 / SQ5 (FP) Petrol 2,0T R4 Engine starting lockout Diesel 3,0T V6 Engine starting lockout Switches: 	↔	2013 → 11158	2017-09-01
AUDI Q7 (4M) Petrol 2,0T R4 Engine starting lockout Petrol 3,0T V6 Engine starting lockout Diesel 3,0T V6 Engine starting lockout Switches: 	↔	2016 → 11646	2017-09-01
AUDI Q8 (F1) Petrol 3,0L V6 Engine starting lockout Petrol 3,0T V6 Engine starting lockout Switches: 		2019 → 12449	2018-09-05




Model	year:	program №:	from:
BMW 1 (F20) Petrol 1,6T R4 Engine stop Petrol 2,0T R4 Engine stop Petrol 3,0T R6 Engine stop Diesel 1,6L R4 Engine stop Diesel 2,0L R4 Engine stop Switches:		2011 → 11275	2017-09-01
BMW 2 (F45) Petrol 1,5T R3 Engine stop Petrol 2,0L R4 Engine stop Diesel 1,5L R3 Engine stop Diesel 2,0L R4 Engine stop Switches:		2014 → 11457	2017-09-01
BMW 3 (F30) Petrol 1,5T R3 Engine stop Petrol 1,6L R4 Engine stop Petrol 2,0L R4 Engine stop Petrol 3,0T R6 Engine stop Diesel 2,0L R4 Engine stop Diesel 3,0L R6 Engine stop Switches:		2012 → 11457	2017-09-01
BMW 3 GT (F34) Petrol 2,0L B4 Engine stop Petrol 3,0T R6 Engine stop Diesel 2,0L R4 Engine stop Diesel 3,0L R6 Engine stop Switches:		2013 → 11458	2017-09-01
BMW 4 (F32) Petrol 2,0T R4 Engine stop Petrol 3,0T R6 Engine stop Diesel 2,0L R4 Engine stop Diesel 3,0L R6 Engine stop Switches:		2013 → 11457	2017-09-01
BMW 5 (G30) Petrol 2,0L R4 Engine stop Petrol 3,0T R6 Engine stop Petrol 4,4T V8 Engine stop Diesel 2,0L R4 Engine stop Diesel 3,0L R6 Engine stop Switches:		2017 → 12186	2018-01-10
BMW 5 (F18) Petrol 2,0T R4 Engine stop Petrol 3,0T R6 Engine stop Petrol 4,4T V8 Engine stop Diesel 2,0L R4 Engine stop Diesel 3,0L R6 Engine stop Switches:		2010 → 11275	2017-09-01
BMW 5 (F10 / F11) Petrol 2,0L R4 Engine stop Petrol 3,0T R6 Engine stop Petrol 4,4T V8 Engine stop Diesel 2,0L R4 Engine stop Diesel 3,0L R6 Engine stop Switches:		2010 → 11275	2017-09-01

[en]=> U122_50_10

















Model			year:	program №:	from:
BMW 5 GT (F07)			2009 →	11275	2017-09-01
Petrol 3,0T R6 Engine stop					
Petrol 4,4T V8 Engine stop					
Diesel 3,0L R6 Engine stop					
Switches:					
BMW 6 / M6 (F13)			2011 →	11275	2017-09-01
Petrol 3,0T R6 Engine stop					
Petrol 4,4T V8 Engine stop					
Diesel 3,0L R6 Engine stop					
Switches:					
BMW 7 (G11)			2016 →	11691	2017-09-01
Petrol 3,0T R6 Engine stop					
Petrol 4,4T V8 Engine stop					
Petrol 6,6L V12 Engine stop					
Diesel 3,0L R6 Engine stop					
Switches:					
BMW 7 (F01 / F02)			2008 →	11275	2017-09-01
Petrol 3,0T R6 Engine stop					
Petrol 4,4T V8 Engine stop					
Petrol 6,0T V12 Engine stop					
Diesel 3,0L R6 Engine stop					
Switches:					
BMW X1 (F48)			2015 →	11457	2017-09-01
Petrol 1,5T R3 Engine stop					
Petrol 2,0T R4 Engine stop					
Diesel 1,5L R3 Engine stop					
Diesel 2,0L R4 Engine stop					
Switches:					
BMW X2 (F39)			2018 →	12262	2018-07-05
Petrol 1,5T R3 Engine stop					
Petrol 2,0L R4 Engine stop					
Diesel 2,0L R4 Engine stop					
Switches:					
BMW X3 (G01)			2018 →	12421	2018-07-18
Petrol 2,0T R4 Engine stop					
Petrol 3,0T R6 Engine stop					
Diesel 2,0L R4 Engine stop					
Diesel 3,0L R6 Engine stop					
Switches:					
BMW X3 (F25)			2010 →	11351	2017-09-01
Petrol 2,0T R4 Engine stop					
Petrol 3,0T R6 Engine stop					
Diesel 2,0L R4 Engine stop					
Diesel 3,0L R6 Engine stop					
Switches:					
BMW X4 (G02)			2018 →	12479	2018-09-25
Petrol 2,0T R4 Engine starting lockout					
Petrol 3,0T V6 Engine starting lockout					
Switches:					














Model	year:	program №:	from:
<div><div>BMW X4 (F26)</div><div><div></div></div><div>Petrol 2,0T R4 Engine stop</div><div>Petrol 3,0T R6 Engine stop</div><div>Diesel 2,0L R4 Engine stop</div><div>Diesel 3,0L R6 Engine stop</div><div>Switches: <div><div></div><div></div><div>MODE</div><div>OK</div><div></div><div></div><div>FL</div><div>FR</div><div>RL</div><div>RR</div><div></div><div></div><div>SET+</div><div>SET-</div><div></div><div></div><div>+</div><div>-</div></div></div></div>	2014 →	11351	2017-09-01
<div><div>BMW X5 (F15)</div><div><div></div><div>BEEP</div></div><div>Petrol 3,0T R6 Engine stop</div><div>Petrol 4,4T V8 Engine stop</div><div>Diesel 2,0L R4 Engine stop</div><div>Diesel 3,0L R6 Engine stop</div><div>Switches: <div><div></div><div></div><div></div><div></div><div>MODE</div><div>OK</div><div></div><div></div><div>FL</div><div>FR</div><div>RL</div><div>RR</div><div></div><div></div></div></div></div>	2013 →	11457	2017-09-01
<div><div>BMW X6 (F16)</div><div><div></div><div>BEEP</div></div><div>Petrol 3,0T R6 Engine stop</div><div>Petrol 4,4T V8 Engine stop</div><div>Diesel 3,0L R6 Engine stop</div><div>Switches: <div><div></div><div></div><div></div><div></div><div>MODE</div><div>OK</div><div></div><div></div><div>FL</div><div>FR</div><div>RL</div><div>RR</div><div></div><div></div></div></div></div>	2015 →	11457	2017-09-01

[en]=> U122_50_10

Model	year:	program №:	from:
CITROEN C1 <div></div>	2014 →	12312	2018-04-23
Petrol 1,0L R3 Engine stop			
Petrol 1,2L R3 Engine stop			
Switches:  			

[en]=> U122_50_10










Model	year:	program №:	from:
FIAT 124 SPIDER Petrol 1,4T R4 Engine starting lockout Switches:         	2016 →	12259	2018-03-23
FIAT FULLBACK Petrol 2,4L R4 Engine starting lockout Diesel 2,4L R4 Engine starting lockout Diesel 2,5L R4 Engine starting lockout Switches:       	2016 →	12266	2018-04-11

Model	year:	program №:	from:
GENESIS G70 (Keyless) ↔	2018 →	12426	2018-07-20
Petrol 2,0T R4 Engine starting lockout			
Petrol 3,3T V6 Engine starting lockout			
Switches:             			














Model	year:	program №:	from:
HONDA CIVIC (Keyless) Petrol 1,8T R4 Engine starting lockout Switches:     SOURCE     SET+ SET-  ASL	2012 →	11345	2017-09-01
HONDA CIVIC Petrol 1,8T R4 Engine starting lockout Switches:     SOURCE     SET+ SET-  ASL	2012 →	11972	2017-09-01
HONDA CIVIC TOURER Petrol 1,8T R4 Engine starting lockout Switches:  MAIN     SET-  ASL	2014 →	11732	2017-09-01
HONDA CR-V Petrol 2,0L R4 Engine starting lockout Switches:  MAIN     SET-  ASL	2016 →	11732	2017-09-01
HONDA HR-V Petrol 1,5L R4 Engine starting lockout Switches:  MAIN     SET-  ASL	2015 →	11732	2017-09-01
HONDA JAZZ Petrol 1,3L R4 Engine starting lockout Switches:  MAIN     SET-  ASL	2015 →	11732	2017-09-01

Model	year:	program №:	from:
HYUNDAI ELANTRA Petrol 1,6L R4 Engine starting lockout Switches:     	2017 →	11812	2017-09-01
HYUNDAI ELANTRA Petrol 1,6L R4 Engine stop Switches: 	2011 →	11244	2017-09-01
HYUNDAI i10 Petrol 1,2L R4 Engine stop Switches:       	2015 →	11674	2017-09-01
HYUNDAI i45 SONATA Petrol 1,6L R4 Engine stop Switches: 	2011 →	11244	2017-09-01
HYUNDAI i45 SONATA (Keyless) Petrol 1,6L R4 Engine stop Switches: 	2011 →	11244	2017-09-01
HYUNDAI ix20 Petrol 1,4L R4 Engine starting lockout Switches:  	2015 →	11829	2017-09-01
HYUNDAI ix20 Petrol 1,6L R4 Engine stop Switches: 	2010 →	11244	2017-09-01
HYUNDAI ix35 Petrol 1,6L R4 Engine stop Switches:  	2013 →	11635	2017-09-01
HYUNDAI ix35 (Keyless) Petrol 1,6L R4 Engine stop Switches:  	2013 →	11635	2017-09-01
HYUNDAI ix35 Petrol 1,6L R4 Engine stop Switches:  	2010 →	11635	2017-09-01
HYUNDAI ix35 (Keyless) Petrol 1,6L R4 Engine stop Switches:  	2010 →	11635	2017-09-01
HYUNDAI KONA (Immobilizer) Petrol 1,0T R3 Engine starting lockout Petrol 1,6T R4 Engine starting lockout Switches:      	2017 →	12199	2018-02-23
HYUNDAI SANTA FE Petrol 2,4L R4 Engine starting lockout Switches:             	2013 →	11426	2017-09-01
HYUNDAI SOLARIS COMFORT Petrol 1,6L R4 Engine stop Switches:  	2017 →	11925	2017-09-01
HYUNDAI SOLARIS Petrol 1,6L R4 Engine stop Switches:  	2015 →	11236	2017-09-01

[en]=> U122_50_10














Model		year:	program №:	from:
HYUNDAI SOLARIS (Keyless)	↔	2015 →	11572	2017-09-01
Petrol 1,6L R4 Engine stop				
Switches:  				
HYUNDAI TUCSON (Keyless)	↔	2016 →	11669	2017-09-01
Petrol 1,6T R4 Engine starting lockout				
Switches:     				
HYUNDAI TUCSON	↔	2016 →	11821	2017-09-01
Petrol 1,6T R4 Engine starting lockout				
Switches:  				

Model	year:	program №:	from:
INFINITI Q50 Petrol 2,0T R4 Engine stop Switches:                   	2013 →	11562	2017-09-01
INFINITI QX30 Petrol 1,6T R4 Engine starting lockout Petrol 2,0T R4 Engine starting lockout Diesel 1,6T R4 Engine starting lockout Diesel 2,2T R4 Engine starting lockout Switches:                                                    	2016 →	11838	2017-09-01
INFINITI QX56 (Europe) Petrol 5,6L V8 Engine stop Switches:  	2011 →	11279	2017-09-01
INFINITI QX80 Petrol 5,6L V8 Engine stop Switches:                                                    	2014 →	11279	2017-09-01
















































Model	year:	program №:	from:
KIA CARENS (Keyless) ↔	2013 →	11398	2017-09-01
Petrol 1,6T R4 Engine starting lockout			
Petrol 2,0T R4 Engine starting lockout			
Switches:       			
KIA CARENS ↔	2013 →	11398	2017-09-01
Petrol 1,6T R4 Engine starting lockout			
Petrol 2,0T R4 Engine starting lockout			
Switches:       			
KIA CEED (Immobilizer) ↔	2018 →	12439	2018-08-24
Petrol 1,0T R3 Engine starting lockout			
Petrol 1,4T R4 Engine starting lockout			
Petrol 1,6L R4 Engine starting lockout			
Switches:     			
KIA CEED ↔	2016 →	11657	2017-09-01
Petrol 1,0T R3 Engine starting lockout			
Petrol 1,4L R4 Engine starting lockout			
Petrol 1,6L R4 Engine starting lockout			
Petrol 1,6T R4 Engine starting lockout			
Switches:  			
KIA CEED (SlovakianMarket)(Keyless) ↔	2016 →	11918	2017-09-01
Petrol 1,6L R4 Engine stop			
Switches:        			
KIA CEED (Keyless) ↔	2013 →	11352	2017-09-01
Petrol 1,6L R4 Engine stop			
Switches:       			
KIA CEED ↔	2013 →	11389	2017-09-01
Petrol 1,6L R4 Engine stop			
Switches:  			
KIA CEED ↔	2009 →	11236	2017-09-01
Petrol 1,6L R4 Engine stop			
Switches: 			
KIA CERATO ↔	2010 →	11236	2017-09-01
Petrol 1,6L R4 Engine stop			
Switches: 			
KIA OPTIMA ↔	2014 →	11564	2017-09-01
Petrol 1,6L R4 Engine stop			
Switches:     			
KIA PICANTO GT LINE ↔	2018 →	12177	2018-01-02
Petrol 1,0L R3 Engine stop			
Switches:  			
KIA RIO ↔	2017 →	11979	2017-09-01
Petrol 1,4L R4 Engine stop			
Switches:  			
KIA RIO (RussianMarket)(Hatchback) ↔	2016 →	11479	2017-09-01
Petrol 1,6L R4 Engine stop			
Switches:  			
















































Model	year:	program №:	from:
KIA RIO Petrol 1,6L R4 Engine stop Switches:  	2011 →	11244	2017-09-01
KIA SORENTO Petrol 2,4L R4 Engine starting lockout Switches:                  	2015 →	11621	2017-09-01
KIA SORENTO Petrol 1,6L R4 Engine stop Petrol 2,4L R4 Engine starting lockout Diesel 2,2T R4 Engine starting lockout Switches:       	2012 →	11411	2017-09-01
KIA SORENTO (Keyless) Petrol 1,6L R4 Engine stop Petrol 2,4L R4 Engine starting lockout Diesel 2,2T R4 Engine starting lockout Switches:       	2012 →	11411	2017-09-01
KIA SPORTAGE Petrol 1,6L R4 Engine starting lockout Petrol 2,0L R4 Engine starting lockout Petrol 2,0T R4 Engine starting lockout Switches:     	2018 →	12433	2018-08-23
KIA SPORTAGE (Keyless) Petrol 1,6T R4 Engine starting lockout Switches:       	2016 →	11669	2017-09-01
KIA SPORTAGE Petrol 1,6T R4 Engine starting lockout Switches:       	2016 →	11812	2017-09-01
KIA SPORTAGE Petrol 1,6L R4 Engine stop Switches:  	2014 →	11244	2017-09-01
KIA SPORTAGE Petrol 1,6L R4 Engine stop Switches:  	2011 →	11244	2017-09-01
KIA SPORTAGE (Keyless) Petrol 1,6L R4 Engine stop Switches:  	2011 →	11244	2017-09-01
KIA STONIC Petrol 1,0T R3 Engine starting lockout Petrol 1,2L R4 Engine starting lockout Petrol 1,4L R4 Engine starting lockout Diesel 1,6L R4 Engine starting lockout Switches:  	2017 →	12435	2018-08-21
KIA VENG Petrol 1,6L R4 Engine stop Switches:  	2015 →	11236	2017-09-01

[en]=> U122_50_10



















Model	year:	program №:	from:
LAND ROVER RANGE ROVER SPORT SE	2018 →	12429	2018-08-01
Petrol 3,0L V6 Engine starting lockout			
Diesel 2,0L R4 Engine starting lockout			
Diesel 3,0T V6 Engine starting lockout			
Switches:             			































[en]=> U122_50_10



















Model	year:	program №:	from:
LEXUS ES Petrol 2,5L R4 Engine stop Petrol 3,5L V6 Engine stop Switches:                                               			

Model		year:	program №:	from:
LEXUS RX (Hybrid)		2016 →	11968	2017-09-01
Benzyna+EV 3,5L V6 Engine starting lockout				
Switches:                                              				

[en]=> U122_50_10








Model	year:	program №:	from:
MAN TGE (UY) Diesel 2,0T R4 Engine starting lockout Switches:         	2017 →	12451	2018-09-06
MAN TGE (UZ) Diesel 2,0T R4 Engine starting lockout Switches:         	2017 →	12452	2018-09-06





Model	year:	program №:	from:
MAZDA 3 (BM) Petrol 2,0L R4 Engine starting lockout Petrol 2,5L R4 Engine starting lockout Diesel 2,2T R4 Engine starting lockout Switches:                	2014 →	11339	2017-09-01
MAZDA 5 (CR) Petrol 1,8L R4 Engine starting lockout Switches: 	2006 →	11228	2017-09-01
MAZDA 6 (GJ) (Keyless) Petrol 2,0L R4 Engine starting lockout Petrol 2,5L R4 Engine starting lockout Diesel 2,2T R4 Engine starting lockout Switches:                	2013 →	11339	2017-09-01
MAZDA 6 (GJ) Petrol 2,0L R4 Engine starting lockout Diesel 2,2T R4 Engine starting lockout Switches:                	2013 →	11339	2017-09-01
MAZDA 6 (GG / GY) Diesel 2,0L R4 Engine stop Switches: 	2005 →	11337	2017-09-01
MAZDA CX3 (DK) Petrol 2,0L R4 Engine starting lockout Diesel 1,5T R4 Engine starting lockout Switches:                	2016 →	11966	2017-09-01
MAZDA CX5 (KF) Petrol 2,0L R4 Engine starting lockout Petrol 2,5L R4 Engine starting lockout Switches:                	2017 →	12447	2018-09-04
MAZDA CX5 (KE) Petrol 2,0L R4 Engine starting lockout Diesel 2,2T R4 Engine starting lockout Switches:                	2015 →	11339	2017-09-01
MAZDA CX5 (KE) (Keyless) Petrol 2,0L R4 Engine starting lockout Petrol 2,5L R4 Engine starting lockout Diesel 2,2T R4 Engine starting lockout Switches:                	2012 →	11339	2017-09-01
MAZDA CX5 (KE) Petrol 2,0L R4 Engine starting lockout Diesel 2,2T R4 Engine starting lockout Switches:                	2012 →	11339	2017-09-01
MAZDA CX9 (TB) Petrol 2,5L R4 Engine starting lockout Switches:                	2017 →	12164	2017-11-17


















Model	year:	program №:	from:
MERCEDES A (177) 	2018 →	12425	2018-07-20
Petrol 1,3L R4 Engine starting lockout			
Petrol 2,0T R4 Engine starting lockout			
Diesel 1,5T R4 Engine starting lockout			
Switches:               			
MERCEDES CLA (117) 	2013 →	11399	2017-09-01
Petrol 1,6T R4 Engine starting lockout			
Petrol 2,0T R4 Engine starting lockout			
Diesel 1,5T R4 Engine starting lockout			
Diesel 1,8T R4 Engine starting lockout			
Diesel 2,0T R4 Engine starting lockout			
Switches:                			
MERCEDES CLS (257) 	2018 →	12445	2018-08-28
Petrol 2,0T R4 Engine starting lockout			
Petrol 3,0T R6 Engine starting lockout			
Diesel 2,0T R4 Engine starting lockout			
Diesel 2,9T R6 Engine starting lockout			
Switches:                			
MERCEDES E (213) 	2016 →	11693	2017-09-01
Petrol 2,0T R4 Engine starting lockout			
Petrol 3,0L V6 Engine starting lockout			
Petrol 4,0L V8 Engine starting lockout			
Diesel 2,0T R4 Engine starting lockout			
Diesel 3,0T V6 Engine starting lockout			
Switches:                   			
MERCEDES E (212) 	2013 →	11491	2017-09-01
Petrol 1,8T R4 Engine starting lockout			
Petrol 3,5L V6 Engine starting lockout			
Petrol 5,5T V8 Engine starting lockout			
Diesel 2,1T R4 Engine starting lockout			
Diesel 3,0T V6 Engine starting lockout			
Switches:                  			
MERCEDES GL (164) 	2006 →	11117	2017-09-01
Petrol 4,7T V8 Engine starting lockout			
Petrol 5,5T V8 Engine starting lockout			
Diesel 3,0T V6 Engine starting lockout			
Diesel 4,0T V8 Engine starting lockout			
Switches:               			
MERCEDES GLA (156) 	2014 →	11399	2017-09-01
Petrol 1,6T R4 Engine starting lockout			
Petrol 2,0T R4 Engine starting lockout			
Diesel 1,5T R4 Engine starting lockout			
Diesel 2,2T R4 Engine starting lockout			
Diesel 3,0T V6 Engine starting lockout			
Switches:                  			
MERCEDES GLC (253) 	2016 →	11688	2017-09-01
Petrol 2,0T R4 Engine starting lockout			
Petrol 4,0L V8 Engine starting lockout			
Diesel 2,1T R4 Engine starting lockout			
Diesel 3,0T V6 Engine starting lockout			
Switches:                 			
























[en]=> U122_50_10

Model	year:	program №:	from:
MERCEDES GLE (292) Petrol 3,0T V6 Engine starting lockout Petrol 3,5L V6 Engine starting lockout Petrol 4,7T V8 Engine starting lockout Petrol 5,5T V8 Engine starting lockout Switches:	2015 →	11686	2017-09-01
MERCEDES GLS (166) Petrol 4,6L V8 Engine stop Petrol 5,5T V8 Engine starting lockout Diesel 3,0T V6 Engine starting lockout Switches:	2016 →	11686	2017-09-01
MERCEDES ML (164) Petrol 3,5L V6 Engine starting lockout Petrol 5,0L V8 Engine starting lockout Petrol 5,5T V8 Engine starting lockout Petrol 6,2L V8 Engine starting lockout Diesel 3,0T V6 Engine starting lockout Diesel 4,0T V8 Engine starting lockout Switches:	2005 →	11117	2017-09-01
MERCEDES S (222) Petrol 4,7T V8 Engine starting lockout Petrol 5,5T V8 Engine starting lockout Petrol 6,0T V12 Engine starting lockout Switches:	2018 →	12118	2017-09-01
MERCEDES S (222) Petrol 4,7T V8 Engine starting lockout Petrol 5,5T V8 Engine starting lockout Petrol 6,0T V12 Engine starting lockout Switches:	2013 →	11485	2017-09-01
MERCEDES V (447) Diesel 2,1T R4 Engine starting lockout Switches:	2014 →	11521	2017-09-01
MERCEDES VITO (447) Diesel 1,6T R4 Engine starting lockout Diesel 2,1T R4 Engine starting lockout Switches:	2014 →	11856	2017-09-01








Model		year:	program №:	from:
MINI COOPER S (R56)		2013 →	11118	2017-09-01
Petrol 1,6T R4 Engine starting lockout				
Switches:         				
MINI COOPER S (R56) (Keyless)		2013 →	11137	2017-09-01
Petrol 1,6T R4 Engine starting lockout				
Switches:         				
MINI COUNTRYMAN (R60)		2010 →	11118	2017-09-01
Petrol 1,6T R4 Engine starting lockout				
Switches:            				
MINI COUNTRYMAN (R60) (Keyless)		2010 →	11137	2017-09-01
Petrol 1,6T R4 Engine starting lockout				
Switches:          				
MINI PACEMAN (R61)		2013 →	11118	2017-09-01
Petrol 1,6T R4 Engine starting lockout				
Switches:            				
MINI PACEMAN (R61) (Keyless)		2013 →	11137	2017-09-01
Petrol 1,6T R4 Engine starting lockout				
Switches:            				

























Model	year:	program №:	from:
MITSUBISHI L200	2015 →	11712	2018-04-11
Diesel 2,5L R4 Engine starting lockout			
Switches:     SET+ SET- ASL			

Model	year:	program №:	from:
NISSAN MICRA (Keyless) Petrol 1,2L R4 Engine stop Switches:  	2014 →	11259	2017-09-01
NISSAN MICRA Petrol 1,2L R4 Engine stop Switches:  	2014 →	11259	2017-09-01
NISSAN MICRA Petrol 1,2L R4 Engine stop Switches:  	2010 →	11259	2017-09-01
NISSAN MURANO (Z52) Petrol 3,5L V6 Engine stop Switches:                 	2015 →	11958	2018-03-21
NISSAN NOTE (Keyless) Petrol 1,2L R4 Engine stop Switches:  	2013 →	11259	2017-09-01
NISSAN NOTE Petrol 1,2L R4 Engine stop Switches:  	2013 →	11259	2017-09-01
NISSAN PATROL Petrol 5,6L V8 Engine stop Switches:  	2011 →	11279	2017-09-01
NISSAN QASHQAI (J11) Petrol 2,0L R4 Engine stop Switches:      	2017 →	12124	2017-09-01
NISSAN X-TRAIL (T32) Petrol 2,0L R4 Engine stop Switches:  	2017 →	12125	2017-09-01

Model			year:	program №:	from:
OPEL INSIGNIA B			2017 →	12341	2018-05-15
Petrol 1,5T	R4	Engine starting lockout			
Petrol 2,0T	R4	Engine starting lockout			
Diesel 1,6L	R4	Engine starting lockout			
Diesel 2,0L	R4	Engine starting lockout			
Switches:   					
OPEL MOKKA X			2016 →	11912	2017-09-28
Petrol 1,4T	R4	Engine starting lockout			
Petrol 1,6L	R4	Engine starting lockout			
Petrol 1,8T	R4	Engine starting lockout			
Switches:                    					

[en]=> U122_50_10





Model		year:	program №:	from:
SCION FR-S <div></div>		2012 →	11392	2017-09-01
Petrol 2,0L B4 Engine stop				
Switches:     SET+ SET-				

Model	year:	program №:	from:
SEAT ARONA (KJ) <div>↔</div> <div>Petrol 1,0T R3 Engine starting lockout</div> <div>Petrol 1,5T R4 Engine starting lockout</div> <div>Diesel 1,6T R4 Engine starting lockout</div> <div>Switches: </div>	2018 →	12195	2018-02-02
SEAT ATECA (5F) <div>↔</div> <div>Petrol 1,0T R3 Engine starting lockout</div> <div>Petrol 1,4T R4 Engine starting lockout</div> <div>Petrol 2,0T R4 Engine starting lockout</div> <div>Diesel 1,6T R4 Engine starting lockout</div> <div>Diesel 2,0T R4 Engine starting lockout</div> <div>Switches: </div>	2016 →	11884	2018-04-03
SEAT IBIZA (KJ) <div>↔</div> <div>Petrol 1,0L R3 Engine starting lockout</div> <div>Petrol 1,0T R3 Engine starting lockout</div> <div>Petrol 1,5T R4 Engine starting lockout</div> <div>Switches: </div>	2018 →	12196	2018-02-02
SEAT LEON CUPRA (5F) <div>↔</div> <div>Petrol 1,0T R3 Engine starting lockout</div> <div>Petrol 1,2T R4 Engine starting lockout</div> <div>Petrol 1,4T R4 Engine starting lockout</div> <div>Petrol 1,8T R4 Engine starting lockout</div> <div>Petrol 2,0T R4 Engine starting lockout</div> <div>Diesel 1,6T R4 Engine starting lockout</div> <div>Diesel 2,0T R4 Engine starting lockout</div> <div>Switches: </div>	2015 →	11887	2018-04-03

Model	year:	program №:	from:
SKODA CITIGO (AA) Petrol 1,0L R3 Engine starting lockout Switches:	2018 →	12422	2018-07-17
SKODA CITIGO (AA) Petrol 1,0L R3 Engine starting lockout Switches:	2013 →	11449	2017-09-01
SKODA CITIGO (AA) Petrol 1,0L R3 Engine starting lockout Switches:	2013 →	11449	2017-09-01
SKODA FABIA III (NJ) Petrol 1,0L R3 Engine starting lockout Petrol 1,0T R3 Engine starting lockout Petrol 1,2T R4 Engine starting lockout Diesel 1,4T R3 Engine starting lockout Switches:	2015 →	11391	2017-09-01
SKODA KAROQ (NU) Petrol 1,0T R3 Engine starting lockout Petrol 1,5T R4 Engine starting lockout Diesel 1,6T R4 Engine starting lockout Diesel 2,0T R4 Engine starting lockout Switches:	2017 →	12279	2018-04-16
SKODA KODIAQ (NS) Petrol 1,4T R4 Engine starting lockout Petrol 2,0T R4 Engine starting lockout Diesel 2,0T R4 Engine starting lockout Switches:	2017 →	11936	2018-04-03
SKODA OCTAVIA III (NE) Petrol 1,0T R3 Engine starting lockout Petrol 1,4T R4 Engine starting lockout Petrol 1,6L R4 Engine starting lockout Petrol 1,8T R4 Engine starting lockout Petrol 2,0T R4 Engine starting lockout Diesel 1,6T R4 Engine starting lockout Diesel 2,0T R4 Engine starting lockout Switches:	2017 →	11943	2017-09-01
SKODA OCTAVIA III (NE) Petrol 1,0T R3 Engine starting lockout Petrol 1,2T R4 Engine stop Petrol 1,4T R4 Engine starting lockout Petrol 1,6L R4 Engine starting lockout Petrol 1,8T R4 Engine starting lockout Petrol 2,0T R4 Engine starting lockout Diesel 1,6T R4 Engine starting lockout Diesel 2,0T R4 Engine starting lockout Switches:	2013 →	11391	2017-09-01

Model	year:	program №:	from:
SKODA RAPID (NH) <div>↔</div>	2016 →	11391	2017-09-01
<div>Petrol 1,0T R3 Engine starting lockout</div> <div>Petrol 1,2L R3 Engine starting lockout</div> <div>Petrol 1,2T R4 Engine starting lockout</div> <div>Petrol 1,4T R4 Engine starting lockout</div> <div>Diesel 1,4T R3 Engine starting lockout</div> <div>Diesel 1,6T R4 Engine starting lockout</div> <div>Switches: </div>			
SKODA SUPERB (NP) <div>↔</div>	2015 →	11391	2017-09-01
<div>Petrol 1,4T R4 Engine starting lockout</div> <div>Petrol 1,8T R4 Engine starting lockout</div> <div>Petrol 2,0T R4 Engine starting lockout</div> <div>Diesel 1,6T R4 Engine starting lockout</div> <div>Diesel 2,0T R4 Engine starting lockout</div> <div>Switches: </div>			



























































[en]=> U122_50_10

Model		year:	program №:	from:
SUBARU BRZ		2015 →	11931	2017-09-01
Petrol 2,0L B4 Engine stop				
Switches:     SET-				



























[en]=> U122_50_10



































































Model		year:	program №:	from:
TOYOTA 4RUNNER (N280) <div><div><div></div><div></div><div></div></div></div> <div>Petrol 4,0L V6 Engine stop</div> <div>Switches: <div><div></div><div></div></div></div>	<div><div></div><div></div><div></div></div>	2010 →	11138	2017-09-01
TOYOTA ALPHARD <div><div><div></div><div></div><div></div></div></div> <div>Petrol 2,5L R4 Engine stop</div> <div>Petrol 3,5L V6 Engine stop</div> <div>Switches: <div><div></div><div></div><div></div><div></div><div></div><div></div><div></div><div></div><div></div><div></div><div></div><div></div><div></div><div></div><div></div><div></div></div></div>	<div><div></div><div></div><div></div></div>	2015 →	12197	2018-02-05
TOYOTA ALPHARD <div><div><div></div><div></div><div></div></div></div> <div>Petrol 2,4L R4 Engine stop</div> <div>Petrol 3,0L V6 Engine stop</div> <div>Switches: <div><div></div><div></div></div></div>	<div><div></div><div></div><div></div></div>	2012 →	11573	2017-09-01
TOYOTA AURIS (Hybrid) <div><div><div></div><div></div><div></div></div></div> <div>Petrol+EV 1,8L R4 Engine starting lockout</div> <div>Switches: <div><div></div><div></div><div></div><div></div><div></div><div></div><div></div><div></div><div></div><div></div><div></div><div></div></div></div>	<div><div></div><div></div><div></div></div>	2015 →	11822	2017-09-01
TOYOTA AURIS (Hybrid) <div><div><div></div><div></div><div></div></div></div> <div>Petrol+EV 1,8L R4 Engine starting lockout</div> <div>Switches: <div><div></div><div></div></div></div>	<div><div></div><div></div><div></div></div>	2013 →	11338	2017-09-01
TOYOTA AURIS <div><div><div></div><div></div><div></div></div></div> <div>Petrol 1,2T R4 Engine stop</div> <div>Petrol 1,6L R4 Engine stop</div> <div>Diesel 1,4T D-4D Engine stop</div> <div>Diesel 1,6T D-4D Engine stop</div> <div>Diesel 2,0T D-4D Engine stop</div> <div>Switches: <div><div></div><div></div></div></div>	<div><div></div><div></div><div></div></div>	2013 →	11338	2017-09-01
TOYOTA AVENSIS <div><div><div></div><div></div><div></div></div></div> <div>Petrol 1,6L R4 Engine starting lockout</div> <div>Petrol 1,8L R4 Engine stop</div> <div>Petrol 2,0L R4 Engine stop</div> <div>Diesel 1,6T D-4D Engine stop</div> <div>Diesel 2,0T D-4D Engine stop</div> <div>Diesel 2,2T D-4D Engine stop</div> <div>Switches: <div><div></div><div></div><div></div><div></div><div></div></div></div>	<div><div></div><div></div><div></div></div>	2015 →	11886	2017-09-01
TOYOTA AVENSIS <div><div><div></div><div></div><div></div></div></div> <div>Petrol 1,6L R4 Engine stop</div> <div>Petrol 1,8L R4 Engine stop</div> <div>Petrol 2,0L R4 Engine stop</div> <div>Diesel 2,0T D-4D Engine stop</div> <div>Diesel 2,2T D-4D Engine stop</div> <div>Switches: <div><div></div><div></div><div></div></div></div>	<div><div></div><div></div><div></div></div>	2012 →	11138	2017-09-01
TOYOTA AYGO <div><div><div></div><div></div><div></div></div></div> <div>Petrol 1,0L R3 Engine stop</div> <div>Petrol 1,2L R3 Engine stop</div> <div>Switches: <div><div></div><div></div><div></div></div></div>	<div><div></div><div></div><div></div></div>	2016 →	11889	2017-09-01
TOYOTA C-HR <div><div><div></div><div></div><div></div></div></div> <div>Petrol 1,2T R4 Engine stop</div> <div>Switches: <div><div></div><div></div><div></div><div></div><div></div><div></div><div></div><div></div><div></div><div></div><div></div><div></div></div></div>	<div><div></div><div></div><div></div></div>	2017 →	11891	2017-09-01














































[en]=> U122_50_10










Model		year:	program №:	from:
TOYOTA CAMRY		2018 →	12345	2018-05-21
Petrol 2,5L R4 Engine stop				
Petrol 3,5L V6 Engine stop				
Switches:  				
TOYOTA CAMRY		2015 →	12224	2018-02-21
Petrol 2,5L R4 Engine stop				
Petrol 3,5L V6 Engine stop				
Switches:                                                      				

[en]=> U122_50_10

Model		year:	program №:	from:
TOYOTA HIGHLANDER <div></div> <div>Petrol 3,5L V6 Engine stop</div> <div>Switches: </div>		2008 →	11138	2017-09-01
TOYOTA HILUX <div></div> <div>Diesel 3,0L D-4D Engine stop</div> <div>Switches: </div>		2015 →	12138	2017-09-22
TOYOTA HILUX <div></div> <div>Diesel 3,0L D-4D Engine stop</div> <div>Switches: </div>		2015 →	12371	2018-06-06
TOYOTA LAND CRUISER 150 (PRADO) <div></div> <div>Petrol 4,0L V6 Engine stop</div> <div>Diesel 2,8T D-4D Engine stop</div> <div>Switches: </div>		2018 →	12165	2017-12-28
TOYOTA LAND CRUISER 150 (PRADO) <div></div> <div>Petrol 4,0L V6 Engine stop</div> <div>Diesel 3,0L D-4D Engine stop</div> <div>Switches: </div>		2012 →	12226	2018-02-21
TOYOTA LAND CRUISER 200 (V8) <div></div> <div>Petrol 4,0L V6 Engine stop</div> <div>Petrol 5,7L V8 Engine stop</div> <div>Diesel 4,5L V8 -</div> <div>Switches: </div>		2017 →	11831	2017-09-01
TOYOTA LAND CRUISER 200 (4,6L V8 PETROL) <div></div> <div>Petrol 4,6L V8 Engine stop</div> <div>Switches: </div>		2012 →	12481	2018-09-28
TOYOTA LAND CRUISER 200 (4,0L V6 PETROL) <div></div> <div>Petrol 5,7L V8 Engine stop</div> <div>Switches: </div>		2012 →	12482	2018-09-28
TOYOTA LAND CRUISER 200 (4,0L V6 PETROL) <div></div> <div>Petrol 4,0L V6 Engine stop</div> <div>Switches: </div>		2012 →	12483	2018-09-28
TOYOTA LAND CRUISER 200 (4,7L V8 PETROL) <div></div> <div>Petrol 4,7L V8 Engine stop</div> <div>Switches: </div>		2008 →	12316	2018-02-20
TOYOTA LAND CRUISER 200 (5,7L V8 PETROL) <div></div> <div>Petrol 5,7L V8 Engine stop</div> <div>Switches: </div>		2008 →	12478	2018-09-28
TOYOTA LAND CRUISER 200 (4,0L V6 PETROL) <div></div> <div>Petrol 4,0L V6 Engine stop</div> <div>Switches: </div>		2008 →	12484	2018-09-28
TOYOTA RAV4 <div></div> <div>Petrol 2,0L R4 Engine stop</div> <div>Diesel 2,0T D-4D Engine stop</div> <div>Diesel 2,2T D-4D Engine stop</div> <div>Switches: </div>		2016 →	11338	2017-09-01






























































































Model		year:	program №:	from:
TOYOTA RAV4 (Hybrid)		2016 →	11715	2017-09-01
Petrol+EV 2,5L R4 Engine starting lockout				
Switches:             				
TOYOTA RAV4		2013 →	11338	2017-09-01
Petrol 2,0L R4 Engine stop				
Diesel 2,2T D-4D Engine stop				
Switches:       				
TOYOTA RAV4		2011 →	11642	2017-09-01
Petrol 2,4L R4 Engine stop				
Switches:  				
TOYOTA RAV4		2006 →	11642	2017-09-01
Petrol 2,4L R4 Engine stop				
Switches:  				
TOYOTA SIENNA		2011 →	11226	2017-09-01
Petrol 3,5L V6 Engine stop				
Switches:   				
TOYOTA TUNDRA		2014 →	11847	2017-09-01
Petrol 4,0L V6 Engine stop				
Petrol 4,6L V8 Engine stop				
Petrol 5,7L V8 Engine stop				
Switches:       				
TOYOTA VENZA		2012 →	11138	2017-09-01
Petrol 3,5L V6 Engine stop				
Switches:  				
TOYOTA VERSO		2016 →	11883	2017-09-01
Petrol 1,6L R4 Engine stop				
Petrol 1,8L R4 Engine stop				
Diesel 2,0T D-4D Engine stop				
Switches:   				
TOYOTA YARIS (Hybrid)		2017 →	11975	2017-09-01
Petrol+EV 1,5L R4 Engine starting lockout				
Switches:            				
TOYOTA YARIS (Hybrid)		2015 →	11824	2017-09-01
Petrol+EV 1,5L R4 Engine starting lockout				
Switches:  				
TOYOTA YARIS		2015 →	11896	2017-09-01
Petrol 1,0L R3 Engine stop				
Switches:  				










































Model	year:	program №:	from:
VOLVO S60 <div>Diesel 2,0L R5-D3 Engine stop</div> <div>Diesel 2,0L R5-D4 Engine stop</div> <div>Switches: </div>			

Model	year:	program №:	from:
VW ARTEON (3H) Petrol 1,5T R4 Engine starting lockout Petrol 2,0T R4 Engine starting lockout Petrol 3,0T V6 Engine starting lockout Diesel 2,0T R4 Engine starting lockout Switches: 	2017 →	12251	2018-04-03
VW CRAFTER (SZ) Diesel 2,0T R4 Engine starting lockout Diesel 2,5T R5 Engine starting lockout Switches: 	2016 →	11913	2017-09-01
VW GOLF SPORTSVAN 7 (AU) Petrol 1,0T R4 Engine starting lockout Petrol 1,5T R4 Engine starting lockout Diesel 1,6L R4 Engine starting lockout Diesel 2,0T R4 Engine starting lockout Switches: 	2016 →	12424	2018-07-10
VW PASSAT B8 (3C) Petrol 1,4T R4 Engine starting lockout Petrol 1,8T R4 Engine starting lockout Petrol 2,0T R4 Engine starting lockout Diesel 1,6T R4 Engine starting lockout Diesel 2,0T R4 Engine starting lockout Switches: 	2017 →	11926	2018-04-03
VW POLO (AW) Petrol 1,0L R3 Engine starting lockout Petrol 1,0T R3 Engine starting lockout Petrol 1,5T R4 Engine starting lockout Petrol 2,0T R4 Engine starting lockout Diesel 1,6T R4 Engine starting lockout Switches: 	2018 →	12265	2018-03-29
VW T-ROC (A1) Petrol 1,0T R3 Engine starting lockout Petrol 1,5T R4 Engine starting lockout Petrol 2,0T R4 Engine starting lockout Diesel 2,0T R4 Engine starting lockout Switches: 	2017 →	12252	2018-04-03
VW TIGUAN ALLSPACE (5N) Petrol 1,4T R4 Engine starting lockout Petrol 2,0T R4 Engine starting lockout Diesel 2,0T R4 Engine starting lockout Switches: 	2017 →	12263	2018-04-03
VW TIGUAN (5N) Petrol 1,4T R4 Engine starting lockout Petrol 2,0T R4 Engine starting lockout Diesel 2,0T R4 Engine starting lockout Switches: 	2016 →	11673	2018-04-03
VW TOUAREG (CR) Petrol 3,0T V6 Engine starting lockout Diesel 3,0T V6 Engine starting lockout Diesel 4,0T V8 Engine starting lockout Switches: 	2018 →	12419	2018-08-30

Model	year:	program №:	from:
VW TOUAREG (7L) <div>↔</div> <div>Petrol 3,2L VR6 Engine starting lockout</div> <div>Petrol 3,6L VR6 Engine starting lockout</div> <div>Petrol 4,2L V8 Engine starting lockout</div> <div>Petrol 6,2L W12 Engine starting lockout</div> <div>Diesel 2,5T R5 Engine starting lockout</div> <div>Diesel 3,0T V6 Engine starting lockout</div> <div>Diesel 5,0T V10 Engine starting lockout</div> <div>Switches: </div>	2003 →	11122	2018-07-05
VW TOURAN (1T) <div>↔</div> <div>Petrol 1,2T R4 Engine starting lockout</div> <div>Petrol 1,4T R4 Engine starting lockout</div> <div>Petrol 1,8T R4 Engine starting lockout</div> <div>Diesel 1,6T R4 Engine starting lockout</div> <div>Diesel 2,0T R4 Engine starting lockout</div> <div>Switches: </div>	2016 →	11673	2018-04-03
VW TRANSPORTER T6 (7H) <div>↔</div> <div>Diesel 2,0T R4 Engine starting lockout</div> <div>Switches: </div>	2015 →	11697	2017-09-01

Legend:

	Volume up		Volume down		UP
	DOWN		RIGHT		LEFT
	FFW		RRW		SEEK
	TRACK		VOL/PUSH		FRONT GLASS HEATING
	REAR GLASS HEATING		STERING WEEL HEATING		HEATING SEAT DRIV.
	HEATING SEAT PASS.		VENTILATION SEAT DRIV.		VENTILATION SEAT PASS.
	HIGHER GEAR		LOWER GEAR		4WD AUTO
	4WD LOCK		4WD LOW		2WD
	SUSPENSION UP		SUSPENSION DOWN		SUSPENSION MODE
	STEERING MODE		CLOSED CIRCUIT		INCREASE FAN
	DECREASE FAN		FAN MODE		INCREASE TEMPERATURE
	DECREASE TEMPERATURE		SET TIRE PRESSURE		PARK ASSIST
	LANE ASSIST		PARKTRONIC OFF		WEBASTO
	ESP_OFF		i-stop OFF		AUTO START/STOP
	RVM		LC		A/C
	CLIMATE		AFS OFF		SPORT
	NORMAL		ECO		HEIGHT HIGH
	SNOW		SRC		TOUR
	READ		RESET		MODE
	ENTER		View		OK
	HOME		AUTO		ESC
	OFF		BACK		LIST
	MEM		NAVI		MAP
	AUDIO		MUSIC		RADIO
	DISC/AUX		FM/AM		DISPLAY
	TEL		MEDIA		SOURCE
	INFO		MAIN		ODO/TRIP
	SEETING'S		MENU		MENU OUT
	Return		FOOTBRAKE		ACCELERATOR
	THE STICK'S SWITCH OF THE AUTOMATIC TRANSMISSION		E/P		L
	FRONT LEFT DOOR WINDOW		FRONT RIGHT DOOR WINDOW		REAR RIGHT DOOR WINDOW

	REAR LEFT DOOR WINDOW		LEFT OUTER MIRROR LEFT		LEFT OUTER MIRROR RIGHT
	LEFT OUTER MIRROR UP		LEFT OUTER MIRROR DOWN		RIGHT OUTER MIRROR LEFT
	RIGHT OUTER MIRROR RIGHT		RIGHT OUTER MIRROR UP		RIGHT OUTER MIRROR DOWN
	Steering wheel up		Steering wheel down		Steering wheel forward
	Steering wheel backwards		FRONT FOG LIGHTS		Rear fog lights
	CANCEL CRUISE		CRUISE		RESUME CRUISE
	SET CRUISE		SET+		SET-
	ASL- Automatic Speed Limiter		INCREASE THE DISTANCE FROM VEHICLE		DECREASE THE DISTANCE FROM VEHICLE
	ADAPTIVE CRUISE CONTROL		HILL DESCENT CONTROL		SPEAKERPHONE
	SPEAKERPHONE OFF		CALL		END CALL
	MUTE		CONTRAST		BRIGHTER
	DARKER		BRIGHTER/DARKER		RHOMBUS
	HOURLASS		PLUS		MINUS
	1		2		3
	4		5		6
	7		8		9
	0		Star		Grid
	C				